

MOD. 2252 George



Frame
Metal

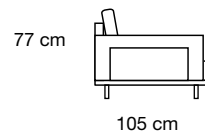
Seat suspensions
Webbings (elastic belts)

Back suspensions
Hardboard


Seat interiors
Premium high density high resiliency foam
feathers + memory

Back cushions
Premium high density high resiliency foam
feathers

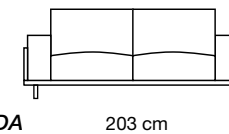
Feet
Metal



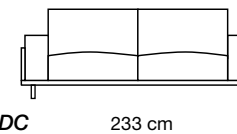
LT



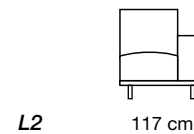
DA



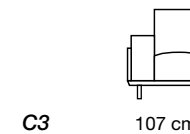
DC



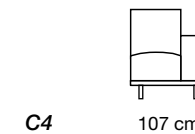
L3



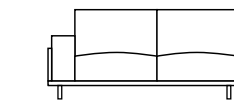
L2



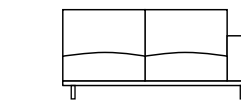
C3



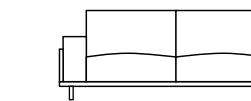
C4



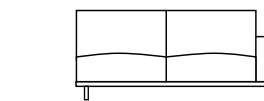
CN



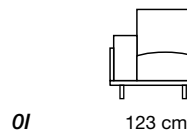
CM



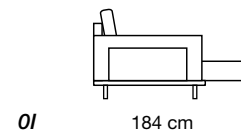
C1



C2



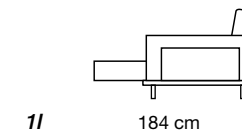
OI



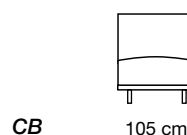
OI



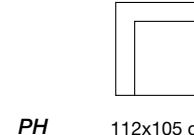
I1



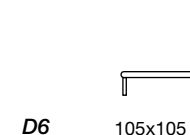
I1



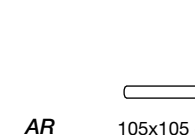
CB



PH



D6



AR