

— ATLANTIC



Chateau d'Ax®

ATLANTIC

1055

COVERING: LEATHER, MICROFIBRE AND FABRIC; NOT REMOVABLE COVER
 FRAME CONSTRUCTION: solid wood, reinforced with particle board
 SEAT SUSPENSIONS: webbings (elastic belts)
 BACK SUSPENSIONS: webbings (elastic belts)
 SEAT INTERIORS: polyurethane foam
 BACK CUSHIONS: polyester fiber
 FEET: plastic-wood, metal coated h. 6,3 cm
 UNDER BOTTOM: dust cover



82 cm
32,28 inches



101 cm
39,76 inches

CA



143 cm
56,29 inches

CB



70 cm
27,55 inches

C3



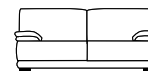
110 cm
43,30 inches

C4



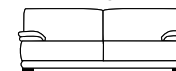
110 cm
43,30 inches

DA



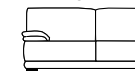
192 cm
75,59 inches

DC



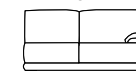
228 cm
89,76 inches

CN



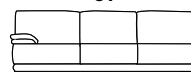
183 cm
72,04 inches

CM



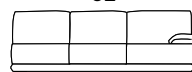
183 cm
72,04 inches

C1



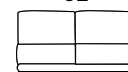
251 cm
98,81 inches

C2



251 cm
98,81 inches

CL



145 cm
57,08 inches

II



170 cm
66,92 inches

110 cm
43,30 inches

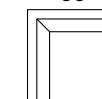
OI



110 cm
43,30 inches

170 cm
66,92 inches

CC



120x120 cm
47,24x47,24 inches

BF



100x100 cm
39,37x39,37 inches

45 cm
17,71 inches

BZ



95x65 cm
37,40x25,59 inches

43 cm
16,92 inches

B9



75x55 cm
29,52x21,65 inches

44 cm
17,32 inches

KC



50x50 cm
19,83 inches

43 cm
16,92 inches

IY



100x50 cm
39,37x19,68 inches

40 cm
15,74 inches

OO



75x75 cm
29,52x29,52 inches

48 cm
18,89 inches

WP



58x12 cm
22,83x4,7 inches

12 cm
4,7 inches

All dimensions are approximate and for guidance only

Chateau d'Ax®