

—
DUNE



Chateau d'Aix®

DUNE

3800

COVERING: Leather and fabric. Not removable
FRAME CONSTRUCTION: Hardwood load bearing rails, high density particle board, glued, screwed and stapled
SEAT SUSPENSIONS: Webbing (elastic belts)
BACK SUSPENSIONS: Hardboard
SEAT INTERIORS: Polyurethane foam and resin material
BACK CUSHIONS: Polyurethane foam and resin material
ARM INTERIORS: Polyurethane foam and resin material
UNDER BOTTOM: Dust cover
FEET: Black plastic feet h 6 cm



SUGGESTED BACK PILLOWS:

L3/L2-LT: 1 VT or 2 *C

C3/C4-CB: 1 QH or 1 *C

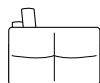
OTHER INFORMATION:

Pillows VT: quilted cushion 115X55 for maxi elements

Pillows QH: quilted cushion 85X55 for small elements

Pillows *C: pillow 80X80

76 cm
30 inches



100 cm
39 inches

CB



82 cm
32 inches

C3



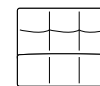
104 cm
41 inches

C4



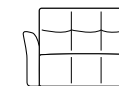
104 cm
41 inches

LT



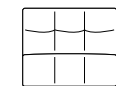
124 cm
49 inches

L3



144 cm
57 inches

L2



144 cm
57 inches

BA



125x84 cm
49x33 inches

44 cm
17 inches

JX



85x85 cm
33x33 inches

76 cm
16 inches

GT



60x16 cm
24x6 inches

60 cm
24 inches

***C**



80x15 cm
31x6 inches

80 cm
31 inches

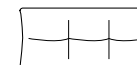
QH



85x22 cm
33x8 inches

55 cm
21 inches

VT



115x22 cm
45x8 inches

55 cm
21 inches

All dimensions are approximate and for guidance only

Chateau d'Ax®